

Wall-mounted twin hole mixer - 60 lpm

Арт. 5645T2

Swivelling under spout L. 200mm






ОПИСАНИЕ

Wall-mounted twin hole mixer - 60 lpm - Арт. 5645T2




Wall-mounted twin hole mixer with swivelling, tubular under spout Ø 22mm L. 200mm with star-shaped brass flow straightener.
 Water-free, guided valve heads with reinforced mechanisms.
 Shock-resistant, ergonomic ball levers.
 Flow rate 60 lpm at 3 bar achieved within 90°.
 Full flow rate 90 lpm at 3 bar.
 Spout with smooth interior.
 One-piece body and spout made from chrome-plated brass.
 M1/2" M3/4" offset connectors supplied with escutcheons.
 Suitable for disposal sinks.
 10-year warranty.

ПРЕИМУЩЕСТВА

-  Flow rate 60 lpm within first 90°
-  One-piece body and spout in chrome-plated brass
-  Helps create clear work surfaces

ТЕХНИЧЕСКИЕ ХАРАКТЕРИСТИКИ

Wall-mounted twin hole mixer - 60 lpm - Арт. 5645T2

Соединение	M1/2"
Длина излива	200mm
Расход	60 lpm
Расстояние от стены	57mm
Покрытие	Chrome-plated brass
НОРМЫ И СЕРТИФИКАЦИЯ	  
ГАРАНТИИ	