

Sequential mechanical basin mixer

Арт. 2436

Wall-mounted mixer with swivelling spout L. 200mm, Hygiene control lever L. 200mm







ОПИСАНИЕ

Sequential mechanical basin mixer - Арт. 2436

Wall-mounted 90° sequential basin mixer.
 Open and closing on cold water.
 Flat swivelling under spout L. 200mm with hygienic flow straightener suitable for fitting a BIOFIL terminal filter.
 Securitouch thermal insulation prevents burns.
 Ø 35mm ceramic cartridge with pre-set maximum temperature limiter.
 Body and spout with smooth interiors and low water volume (reduces bacterial development).
 Flow rate limited to 5 lpm at 3 bar.
 Chrome-plated brass body.
 Non-manual contact operation with Hygiene control lever L. 200mm.
 Supplied with 2 offset STOP/CHECK connectors M $\frac{1}{2}$ " M $\frac{3}{4}$ " ideal for hospitals.
 10-year warranty.

ПРЕИМУЩЕСТВА

-  Sequential opening and closing on cold water
-  Body/spout with smooth interiors, reduces bacteria
-  Securitouch anti-scalding thermal insulation
-  Pre-set maximum temperature limiter

ТЕХНИЧЕСКИЕ ХАРАКТЕРИСТИКИ

Sequential mechanical basin mixer - Арт. 2436

Соединение	M1/2"
Технология	Securitouch
Длина излива	200mm
Расход	5 lpm
Покрытие	Chrome-plated brass
НОРМЫ И СЕРТИФИКАЦИЯ	
ГАРАНТИИ	

